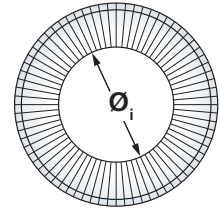


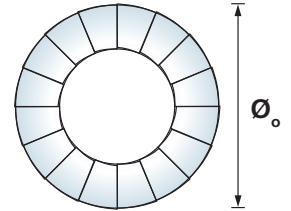
# NORD-LOCK washer dimensions UNC - preassembled pairs

## STEEL, ZINC FLAKE COATED (DELTA PROTEKT®) - ELV & RoHS COMPLIANT

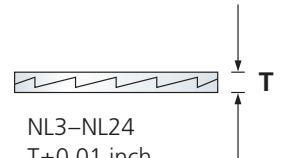
Washer size	Bolt size UNC	Metric	$\phi_i$ [inch]	$\phi_o$ [inch]	Thickness T [inch]	Min. package [pairs]	Approx. weight lbs/100 pairs
NL3	#5	M3	0.13	0.28	0.07	200	0.09
NL3.5	#6	M3.5	0.15	0.30	0.07	200	0.07
NL3.5 sp	#6	M3.5	0.15	0.35	0.07	200	0.13
NL4	#8	M4	0.17	0.30	0.07	200	0.09
NL4 sp	#8	M4	0.17	0.35	0.07	200	0.13
NL5	#10	M5	0.21	0.35	0.07	200	0.11
NL5 sp	#10	M5	0.21	0.43	0.07	200	0.24
NL6		M6	0.26	0.43	0.07	200	0.15
NL6 sp		M6	0.26	0.53	0.10	200	0.44
NL1/4"	1/4"		0.28	0.45	0.07	200	0.18
NL1/4" sp	1/4"		0.28	0.53	0.10	200	0.40
NL8	5/16"	M8	0.34	0.53	0.10	200	0.33
NL8 sp	5/16"	M8	0.34	0.65	0.10	200	0.64
NL3/8"	3/8"		0.41	0.65	0.10	200	0.51
NL3/8" sp	3/8"		0.41	0.83	0.10	200	1.01
NL10		M10	0.42	0.65	0.10	200	0.51
NL10 sp		M10	0.42	0.83	0.10	200	0.97
NL11	7/16"	M11	0.45	0.73	0.10	200	0.64
NL12		M12	0.51	0.77	0.10	200	0.64
NL12 sp		M12	0.51	1.00	0.13	100	2.01
NL1/2"	1/2"		0.53	0.77	0.10	200	0.60
NL1/2" sp	1/2"		0.53	1.00	0.13	100	2.05
NL14	9/16"	M14	0.60	0.91	0.13	100	1.39
NL14 sp	9/16"	M14	0.60	1.21	0.13	100	3.22
NL16	5/8"	M16	0.67	1.00	0.13	100	1.52
NL16 sp	5/8"	M16	0.67	1.21	0.13	100	2.84
NL18		M18	0.77	1.14	0.13	100	1.87
NL18 sp		M18	0.77	1.36	0.13	100	3.48
NL3/4"	3/4"		0.79	1.21	0.13	100	2.31
NL3/4" sp	3/4"		0.79	1.54	0.13	100	4.85
NL20		M20	0.84	1.21	0.13	100	2.09
NL20 sp		M20	0.84	1.54	0.13	100	4.48
NL22	7/8"	M22	0.92	1.36	0.13	100	2.84
NL22 sp	7/8"	M22	0.92	1.65	0.18	50	7.30
NL24		M24	1.00	1.54	0.13	100	3.70
NL24 sp		M24	1.00	1.91	0.18	50	9.94
NL1"	1"		1.10	1.54	0.13	100	3.37
NL1" sp	1"		1.10	1.91	0.18	50	9.26
NL27		M27	1.12	1.65	0.26	50	7.25
NL27 sp		M27	1.12	1.91	0.26	25	11.88
NL30	1 1/8"	M30	1.24	1.85	0.26	50	9.26
NL30 sp	1 1/8"	M30	1.24	2.30	0.26	25	19.75
NL33	1 1/4"	M33	1.35	1.91	0.26	25	8.75
NL33 sp	1 1/4"	M33	1.35	2.30	0.26	25	18.32
NL36	1 3/8"	M36	1.47	2.17	0.26	25	12.32
NL36 sp	1 3/8"	M36	1.47	2.48	0.26	25	20.17
NL39	1 1/2"	M39	1.59	2.30	0.26	25	13.85
NL42		M42	1.70	2.48	0.26	25	16.46
NL45	1 3/4"	M45	1.82	2.76	0.28	25 *	22.49
NL48		M48	1.95	2.95	0.28	25 *	26.46
NL52	2"	M52	2.11	3.15	0.28	25 *	28.66
NL56	2 1/4"	M56	2.33	3.35	0.28	10 *	29.76
NL60		M60	2.48	3.54	0.37	1 *	51.76
NL64	2 1/2"	M64	2.64	3.74	0.37	1 *	56.83
NL68		M68	2.80	3.94	0.37	1 *	62.15
NL72		M72	2.96	4.13	0.37	1 *	67.68
NL76	3"	M76	3.11	4.33	0.37	1 *	73.43
NL80		M80	3.27	4.53	0.37	1 *	79.41
NL85		M85	3.47	4.72	0.37	1 *	83.42
NL90		M90	3.64	5.12	0.37	1 *	105.09
NL95		M95	3.83	5.31	0.37	1 *	109.81
NL100		M100	4.07	5.71	0.37	1 *	129.87
NL105		M105	4.27	5.91	0.37	1 *	135.10
NL110		M110	4.46	6.10	0.37	1 *	140.32
NL115		M115	4.66	6.50	0.37	1 *	165.96
NL120		M120	4.86	6.69	0.37	1 *	171.83
NL125		M125	5.06	6.81	0.37	1 *	168.94
NL130		M130	5.25	7.01	0.37	1 *	174.54



NL3–NL8  
 $\phi_i \pm 0.004$  inch  
 NL10–NL42  
 $\phi_i \pm 0.008$  inch  
 NL45–NL130  
 $\phi_i +0.02/-0$  inch



NL3–NL24  
 $\phi_o \pm 0.008$  inch  
 NL27–NL42  
 $\phi_o \pm 0.012$  inch  
 NL45–NL130  
 $\phi_o +0/-0.08$  inch



NL3–NL24  
 $T \pm 0.01$  inch  
 NL27–NL42  
 $T +0/-0.02$  inch  
 NL45–NL130  
 $T \pm 0.03$  inch

\* NL45–NL130  
 upon inquiry

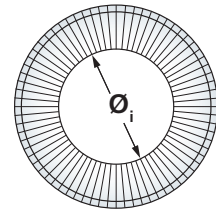
Materials and dimensions are subject to change without prior notice.

Please consult our website for current dimensions:  
[www.nord-lock.com](http://www.nord-lock.com)

# NORD-LOCK washer dimensions UNC - preassembled pairs

## STAINLESS STEEL A4 (according to EN 1.4404, AISI 316L)

Washer size	Bolt size		$\varnothing_i$ [inch]	$\varnothing_o$ [inch]	Thickness T [inch]	Min. package [pairs]	Approx. weight lbs /100 pairs
	UNC	Metric					
NL3 ss	#5	M3	0.13	0.28	0.09	200	0.09
NL3.5 ss	#6	M3.5	0.15	0.30	0.09	200	0.09
NL3.5 sp ss	#6	M3.5	0.15	0.35	0.09	200	0.15
NL4 ss	#8	M4	0.17	0.30	0.09	200	0.09
NL4 sp ss	#8	M4	0.17	0.35	0.09	200	0.15
NL5 ss	#10	M5	0.21	0.35	0.09	200	0.13
NL5 sp ss	#10	M5	0.21	0.43	0.09	200	0.24
NL6 ss		M6	0.26	0.43	0.09	200	0.20
NL6 sp ss		M6	0.26	0.53	0.09	200	0.35
NL1/4" ss	1/4"		0.28	0.45	0.09	200	0.20
NL1/4" sp ss	1/4"		0.28	0.53	0.09	200	0.33
NL8 ss	5/16"	M8	0.34	0.53	0.09	200	0.26
NL8 sp ss	5/16"	M8	0.34	0.65	0.09	200	0.53
NL3/8" ss	3/8"		0.41	0.65	0.09	200	0.37
NL3/8" sp ss	3/8"		0.41	0.83	0.09	200	0.84
NL10 ss		M10	0.42	0.65	0.09	200	0.35
NL10 sp ss		M10	0.42	0.83	0.09	200	0.82
NL11 ss	7/16"	M11	0.45	0.73	0.09	200	0.57
NL12 ss		M12	0.51	0.77	0.09	200	0.55
NL12 sp ss		M12	0.51	1.00	0.13	100	1.79
NL1/2" ss	1/2"		0.53	0.77	0.09	200	0.53
NL1/2" sp ss	1/2"		0.53	1.00	0.13	100	1.76
NL14 ss	9/16"	M14	0.60	0.91	0.13	100	1.21
NL14 sp ss	9/16"	M14	0.60	1.21	0.13	100	2.89
NL16 ss	5/8"	M16	0.67	1.00	0.13	100	1.34
NL16 sp ss	5/8"	M16	0.67	1.21	0.13	100	2.84
NL18 ss		M18	0.77	1.14	0.13	100	1.76
NL18 sp ss		M18	0.77	1.36	0.13	100	3.44
NL3/4" ss	3/4"		0.79	1.21	0.13	100	2.12
NL3/4" sp ss	3/4"		0.79	1.54	0.13	100	4.63
NL20 ss		M20	0.84	1.21	0.13	100	1.96
NL20 sp ss		M20	0.84	1.54	0.13	100	4.54
NL22 ss	7/8"	M22	0.92	1.36	0.13	100	2.71
NL22 sp ss	7/8"	M22	0.92	1.65	0.13	50	4.92
NL24 ss		M24	1.00	1.54	0.13	100	3.35
NL24 sp ss		M24	1.00	1.91	0.13	50	7.72
NL1" ss	1"		1.10	1.54	0.13	100	3.13
NL1" sp ss	1"		1.10	1.91	0.13	50	7.10
NL27 ss		M27	1.12	1.65	0.27	50	7.61
NL27 sp ss		M27	1.12	1.91	0.27	25	12.89
NL30 ss	1 1/8"	M30	1.24	1.85	0.27	50	9.76
NL30 sp ss	1 1/8"	M30	1.24	2.30	0.27	25	21.01
NL33 ss	1 1/4"	M33	1.35	1.91	0.27	25	9.37
NL36 ss	1 3/8"	M36	1.47	2.17	0.27	25	13.13
NL39 ss	1 1/2"	M39	1.59	2.30	0.27	25	14.85
NL42 ss		M42	1.70	2.48	0.27	25	17.54
NL45 ss	1 3/4"	M45	1.82	2.76	0.35	1 *	34.83
NL48 ss		M48	1.95	2.95	0.35	1 *	39.68
NL52 ss	2"	M52	2.11	3.15	0.35	1 *	44.31
NL56 ss	2 1/4"	M56	2.33	3.35	0.35	1 *	46.96
NL60 ss		M60	2.48	3.54	0.35	1 *	51.81
NL64 ss	2 1/2"	M64	2.64	3.74	0.35	1 *	56.88
NL68 ss		M68	2.80	3.94	0.35	1 *	62.17
NL72 ss		M72	2.96	4.13	0.35	1 *	67.68
NL76 ss	3"	M76	3.11	4.33	0.35	1 *	73.41
NL80 ss		M80	3.27	4.53	0.35	1 *	79.37



NL3 ss–NL8 ss

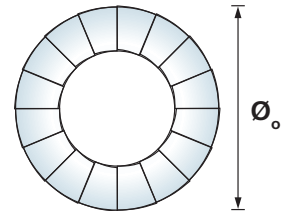
$\varnothing_i \pm 0.004$  inch

NL10 ss–NL42 ss

$\varnothing_i \pm 0.008$  inch

NL45 ss–NL80 ss

$\varnothing_i +0.02/-0$  inch



NL3 ss–NL24 ss

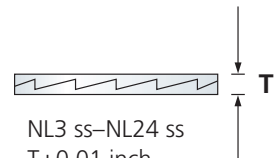
$\varnothing_o \pm 0.008$  inch

NL27 ss–NL42 ss

$\varnothing_o \pm 0.012$  inch

NL45 ss–NL80 ss

$\varnothing_o +0/-0.08$  inch



NL3 ss–NL24 ss

$T \pm 0.01$  inch

NL27 ss–NL42 ss

$T +0/-0.02$  inch

NL45 ss–NL80 ss

$T \pm 0.03$  inch

\* NL45 ss–NL80 ss  
upon inquiry

Materials and dimensions are subject to change without prior notice.

Please consult our website for current dimensions:

[www.nord-lock.com](http://www.nord-lock.com)

NL3 to NL24 available upon request in other steel alloys, e.g. 254SMO, Inconel® 718 and Inconel®/Hastelloy® C-276.