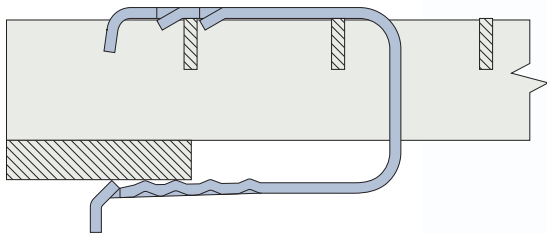
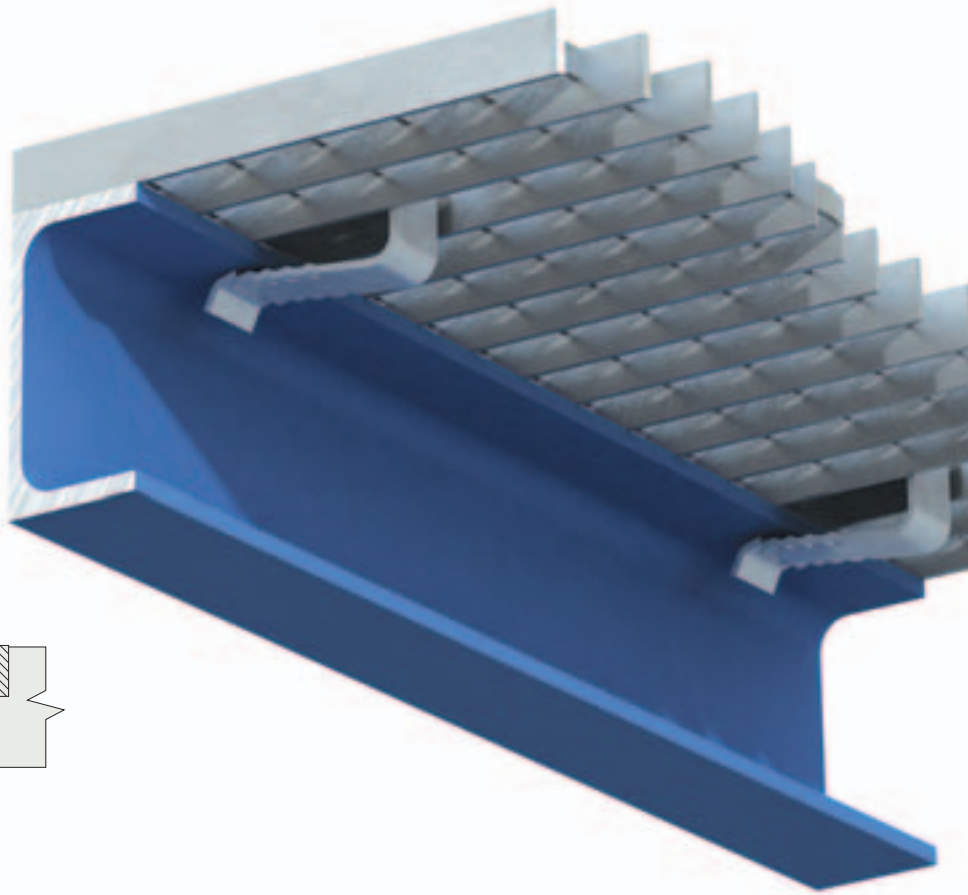


Type GF3030

Spring Steel, Sheraplex

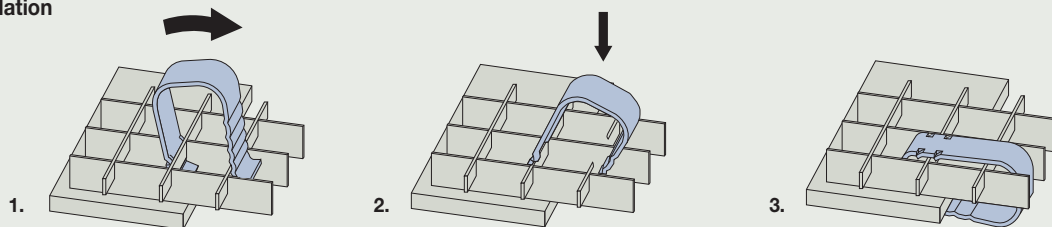


Grating clamp for instant installation requiring no tools.
For parallel flanges only.

Product Code	Grating Bar Depth mm	Grating Size mm	Clamping Force at selected Flanges		
			Clamping Flange Thickness mm	Clamping Thickness mm	Clamping Force / 1 Clamp N
GF3030	30	30 x 30	8	38	340
GF3030	30	30 x 30	13	43	530
GF3030	30	30 x 30	18	48	680

Order example: GF3030

Installation



1. Position the fixing with the grating bar located between the two tabs on the upper profile, facing towards the supporting steelwork.
2. Apply a downward force to the fixing, so that the lower leg passes through the grating.
3. Apply a downward force to the top of the fixing. The fixing then snaps in to place. If the lower profile contacts the steelwork web, the GF3030 will automatically relocate itself.

Removal

Using a screwdriver or lever, raise the back of the GF3030 into position shown in diagram 2. Place the lever between the steelwork and lower leg of the fixing and prise GF3030 away from steelwork.

Deformed or damaged clamps cannot be re-used.